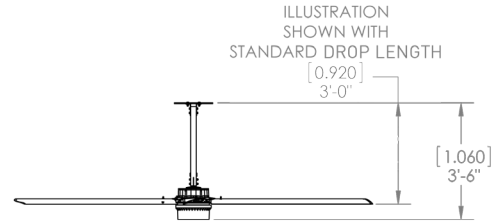




STANDARD FEATURES

- Clearcoat anodized patented airfoil blades with centrifugal cooling
- Forward, reverse, variable speed
- Rated for indoor and outdoor use
- 50,000-hour warranty
- Safety Components: safety cable, Fixed Angle Mount with guy wires, blade retainer links
- See the last page for product specifications



STEP 1: POWER UNIT

Item #	Options	Horsepower	Qty
P430-430L-MA	AVD3 Low Voltage - 208-240V +/-5% Single or Three Phase, 50/60 Hz	1.05	
P430-430H-MA	AVD3 High Voltage - 460-480V +/-5% Three Phase, 50/60 Hz	1.05	

STEP 2: FAN BLADE DIAMETER

Item #	Diameter	Qty
60-30010-00	10 ft / 3.05 m	
60-30012-00	12 ft / 3.66 m	
60-30014-00	14 ft / 4.27 m	
60-30016-00	16 ft / 4.88 m	
60-30018-00	18 ft / 5.49 m	
60-30020-00	20 ft / 6.10 m	
60-30024-00	24 ft / 7.32 m	

STEP 3: MOUNTING

Item #	Options	Qty
60-50102-00	Fixed Angle Mount with I-beam Hardware Kit	
60-50121-00	AVD Universal Mount with I-beam Hardware Kit	
60-40041-00	Glulam Hardware Kit (for Fixed Angle Mount or AVD Universal Mount)	

STEP 4: CONTROLS

Item #	Description	Qty
30-90308-00	Digital Remote Assembly	
30-04006-00	Controller 4*	
30-04007-00	Controller 4 with 1 temperature sensor*	
30-04010-00	Controller 10*	
30-04020-00	Controller 20*	
30-04030-00	Controller 30*	
30-10010-00	AirLynk - BacNet*	
30-10011-00	AirLynk - LonWorks*	
10-80632-00	Repeater	
30-04009-00	AirEffect (per zone)**	

*Deduction applicable per fan ordered
 **Controller not included

STEP 5: STOCK DROP LENGTHS

Item #	Length (ft/in)	Length (m)	Qty
50-x0200-02*	2 ft	0.61 m	
50-x0300-02	3 ft (Standard)	0.91 m	
50-x0400-02	4 ft	1.22 m	
50-x0500-02	5 ft	1.52 m	
50-x0600-02	6 ft	1.83 m	
50-x0700-02	7 ft	2.13 m	
50-x0800-02	8 ft	2.44 m	
50-x0900-02	9 ft	2.74 m	
50-x1000-02	10 ft	3.05 m	
50-xftin-02**	Customization fee		

x = **3** for Fixed Angle Mount,
or **9** for AVD Universal Mount

ft = length in **feet** (i.e. 04 for 4 feet, 10 for 10 feet)

in = length in **inches** (i.e. 05 for 5 inches, 10 for 10 inches)

*2 ft is the shortest allowed drop length for AVD3-450. Lengths shorter than the standard drop length are not recommended and will **not work** for some fan diameters.

Consult MacroAir for more details.

**Customization fee is added per drop length.

To order custom Drop Length or length greater than 10 ft please call MacroAir.

DROP LENGTH is the distance from fan mounting point to the blades.

AirVolution-D3 fans can only be connected with a single-piece of custom length drop tube.

Measure the distance from the fan's mounting point down to the desired fan blade position and provide this information with the fan order to receive the correct custom drop length.

For custom drop lengths, order a length longer, and MacroAir will cut it down to the requested length. A customization fee will be added. Estimated lead time is 10 business days.

OPTIONAL: POWDER COATING

Item #	Diameter	Estimated Lead Time	Qty
60-30010-02	10 ft / 3.05 m	15 business days	
60-30012-02	12 ft / 3.66 m	15 business days	
60-30014-02	14 ft / 4.27 m	15 business days	
60-30016-02	16 ft / 4.88 m	15 business days	
60-30018-02	18 ft / 5.49 m	15 business days	
60-30020-02	20 ft / 6.07 m	15 business days	
60-30024-02	24 ft / 7.32 m	15 business days	

Special Finishes

60-302xx-00 (Flat Black)	All Diameters	15 business days	
Mounting hardware & drop length	All Diameters	15 business days	

xx = ft, fan diameter (i.e. 10 for 10 ft, 16 for 16 ft)

Do you have a custom color in mind? Custom powder coating is available for all our blades, mounts and drop lengths.

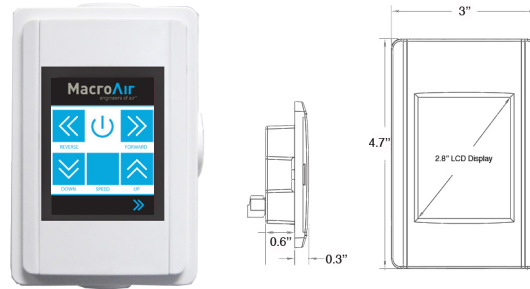
ADDITIONAL OPTIONS

Item #	Description	Qty
10-60200-00	AVD Fuse Disconnect Switch	
10-40195-00	Noise Dampener	
60-41002-00	AVD 550/780, AVD3 Light Kit	

CONTROL OPTIONS

Digital Remote

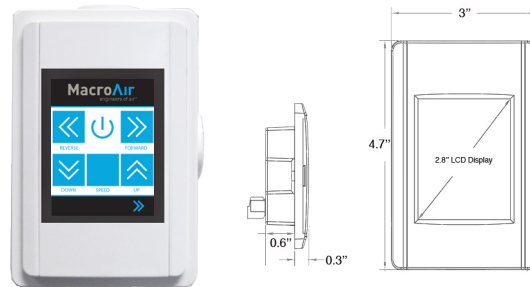
- Works with all MacroAir fan models
- Controls 1 fan
- Simple and intuitive control
- Temperature sensor (optional) starts and stops the fan(s) according to a set temperature point
- 3-Year Warranty



Features	Digital Remote
Qty	
Item #	30-90308-00
# Fans Controlled	1 fan
Display	2.8 TFT
Resolution	240x320x16 pixels
Backlight life time	20,000 hours
Backlight brightness	160 cd/m2
Shock	IEC 60068-2-27
Vibration	IEC 60068-2-6
Rating (front)	IP 40 / NEMA 1
Weight (incl. enclosure)	375 g
Communication Protocol	RS 485
Power Supply	24V from fan
Size (incl. enclosure)	91.2 x 135.5 x42.0
Operating Temperature	-4° to 158°F / -20° to +70°C
Storage Temperature	-22° to 176°F / -30° to +80°C

Controller 4

- Works with all MacroAir fan models
- Control up to 4 fans from a single point
- Simple and intuitive control
- Temperature sensor (optional) starts and stops the fan(s) according to a set temperature point
- 3-Year Warranty



Features	Controller 4	Controller 4 with 1 temperature sensor
Qty		
Item #	30-04006-00	30-04007-00
# Fans Controlled	Up to 4 fans	

All other specifications are the same as the Digital Remote above

MacroAir Controller 10 / 20 / 30

- Works with all MacroAir fan models
- Provides a single point for individual or group fan control
- Enables run time, scheduling, grouping, and fan naming
- Secure remote login to controller via smart device or computer
- Optional automode available with AirEffect
- Password protection capabilities for scheduling, naming, and temperature/humidity



Features	Controller 10	Controller 20	Controller 30
Qty			
Item #	30-04010-00	30-04020-00	30-04030-00
# Fans Controlled	10 fans	20 fans	30 fans
Display	10.1" (16:9), TFT-LCD with LED backlight		
Resolution	1024x600 pixels		
Backlight life time	50000 hours		
Backlight brightness	500 cd/m2		
Shock	15g, half-sine, 11ms according to IEC60068-2-27		
Vibration	1g, according to IEC 60068-2-6, Test Fc		
Sealing front	IP65, NEMA 4X/ 12 and UL Type 4X/ 12		
Sealing back	IP20 (excl. enclosure)		
Weight (incl. enclosure)	10 lb / 4.5 kg		
Communication Protocol	MODBUS RS485		
Ethernet Port	2x100 Mbit		
USB Port	2		
Power Supply	110-240 V		
Size (incl. enclosure)	10.7 x 13.0 x 3.7 in (W x H x D) / 272 x 330 x 84 mm (W x H x D)		
Operating Temperature	14° to 140°F / -10° to +60°C		
Storage Temperature	-4° to 158°F / -20° to +70°C		
Languages	English, Spanish, French, Malay		

MacroAir Controller requires one Repeater for every 5 fans.

PROJECT

Project Information

Job Name _____
 Address _____
 City _____ State _____
 Distributor _____
 Quantity _____

Certified By

Name _____
 Company _____
 Address _____
 City _____ State _____
 Date _____

BASIC SPECIFICATIONS

AIRFOIL DIAMETER	10ft	12ft	14ft	16ft	18ft	20ft	24ft
Airfoil Style	7.375" Extruded Anodized Aluminum Airfoil						
Number of Airfoils	3						
PERFORMANCE							
Max Speed	166 RPM	135 RPM	118 RPM	91 RPM	87 RPM	81 RPM	63 RPM
Recommended Spacing*	55 ft [16.8 m]	60 ft [18.3 m]	70 ft [21.3 m]	75 ft [22.9 m]	80 ft [24.4 m]	90 ft [27.4 m]	95 ft [29 m]
Max Affected Area	5200 ft ² [483 m ²]	6,700 ft ² [622 m ²]	8,900 ft ² [827 m ²]	9,600 ft ² [892 m ²]	12,600 ft ² [1,171 m ²]	15,400 ft ² [1,431 m ²]	17,000 ft ² [1,579 m ²]
Sound Level dBA at Max Speed**	56	55	54	52	52	54	51
Sound Level dBA at Half Speed**	41	40	37	34	39	39	45
HANGING REQUIREMENTS							
Hanging Weight	129 lb [58.5 kg]	133 lb [60.3 kg]	137 lb [62.1 kg]	141 lb [64 kg]	145 lb [65.8 kg]	149 lb [67.6 kg]	162 lb [73.5 kg]
Max Torque	16 lbf/ft [22 Nm]	22 lbf/ft [30 Nm]	29 lbf/ft [39 Nm]	32 lbf/ft [43 Nm]	42 lbf/ft [57 Nm]	53 lbf/ft [72 Nm]	53 lbf/ft [72 Nm]
Max Thrust in Reverse	7 lbs [3.2 kg]	10 lbs [4.5 kg]	13 lbs [5.9 kg]	15 lbs [6.8 kg]	19 lbs [8.6 kg]	22 lbs [10 kg]	20 lbs [9.1 kg]
MOTOR AND DRIVE TRAIN							
Motor Type	Gearless Direct Drive						
Equivalent Horsepower Rating	1.05 HP						
Operating Temp Range	16°F [-10C°] - 140 F° [60C°]						
MAX AMP DRAW / RECOMMENDED FUSE							
208-240 VAC Single Phase	3.5A / 5	3.7A / 5	4.3A / 5	3.2A / 5	4.5A / 5	5.7A / 10	6A / 10
208-240 VAC Three Phase	2.5A / 5	2.6A / 5	2.9A / 5	2.4A / 5	3A / 5	3.6A / 5	3.8A / 5
460-480 VAC Three Phase	1.1A / 5	1A / 5	1.3A / 5	1A / 5	1.3A / 5	1.8A / 5	1.7A / 5
POWER AND CONTROLS							
Power Source High	Three Phase (380-480) VAC +/-5%, 50/60 Hz						
Power Source Low	Single Phase or Three Phase (208-240) VAC +/-5%, 50/60 Hz						
Control Options	Digital Touchpad, MacroAir Controller 4, 10, 20, 30, AirLynk - BacNet / LonWorks						
INSTALLATION							
Mounting Hardware	Fixed Angle Mount						
Drop Length	In addition to the standard drop length supplied, optional drop lengths are available in 1in increments; all drop lengths require guy wires						
RATINGS AND COMPLIANCE							
Fire and Sprinkler	NFPA Compliant						
Outdoor Rating***	Rated for outdoor use						

*For spacing between fan units based on the dimensions of a specific space please refer to <https://macroairfans.com/airviz>.

**Sound testing taken with the sensor 5 ft above the ground and 20 ft from the center of the fan at 20 ft high.

***Applicable to the fan unit only, does not include controller and accessories.

Fan Placement & Clearance

